



DEVILLE  
ARMORY  
[devillearmory.fr](http://devillearmory.fr)



# CHAMPIONNAT DE FRANCE SHOTGUN 2024

SAINT-PRIVAT & AMANVILLERS - 7 AU 9 JUIN



*Revolver Club Woippy*

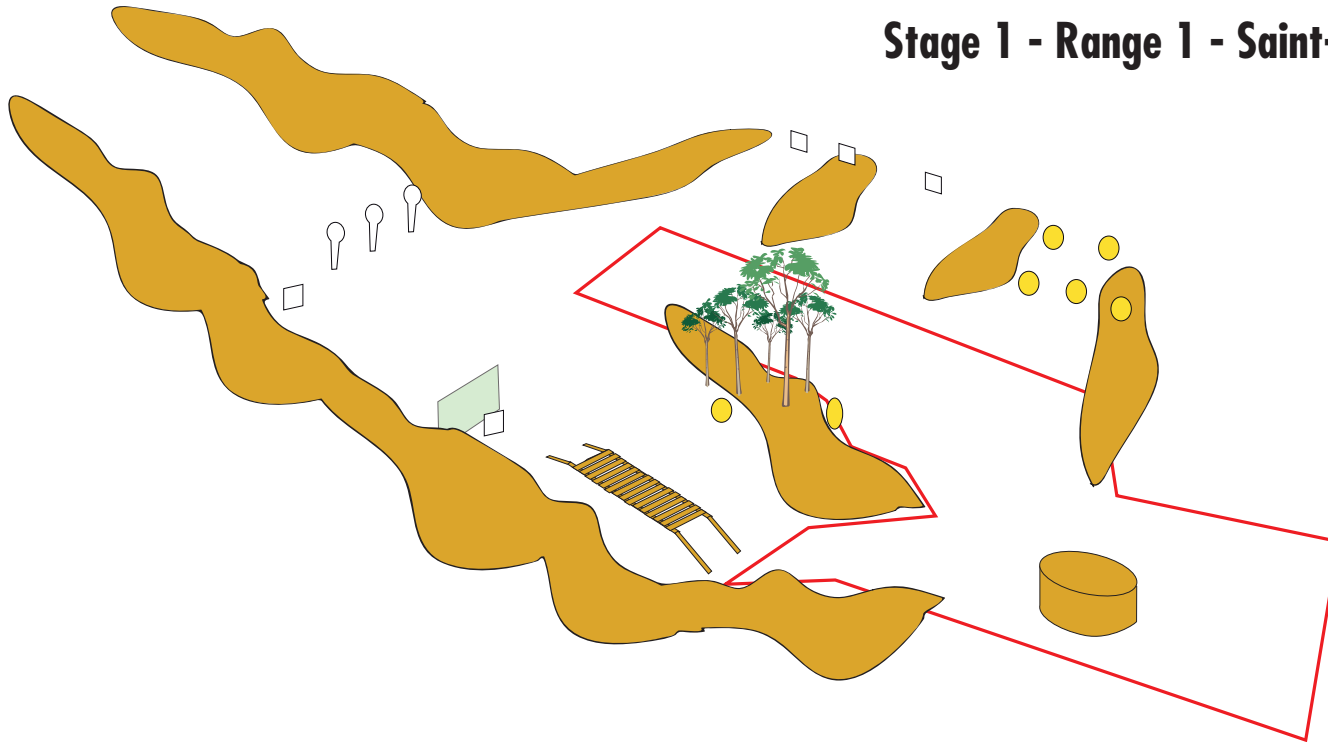


Moselle  
L'Eurodépartement

La Région  
Grand Est



## Stage 1 - Range 1 - Saint-Privat



### Medium course

**Targets :** 3 mini IPSC poppers, 5 IPSC plates, 7 frangible targets

**Minimum Number of rounds:** 15

**Ammunition type :** Birdshot

**Shotgun ready condition :** loaded ( option 1).

**Start position :** anywhere

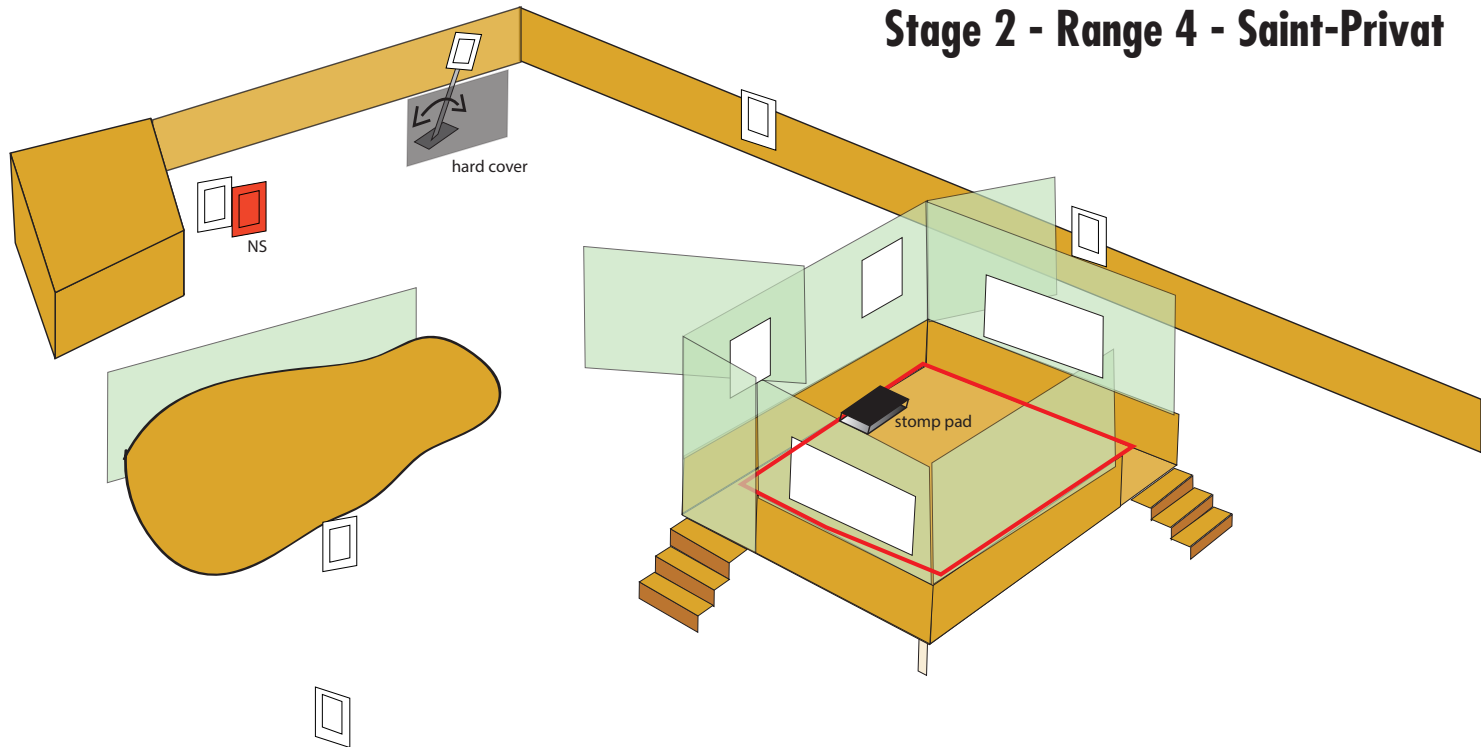
**Competitor ready condition** Standing erect with the shotgun in the ready condition held in both hands, stock touching the competitor at hip level, trigger guard downwards, muzzle pointing downrange and with the fingers outside the trigger guard as demonstrated.

**Time starts :** audible

**Procedure :** upon signal engage targets.



## Stage 2 - Range 4 - Saint-Privat



### Short course

**Targets :** 6 A4 IPSC targets, 1 A4 no-shoot IPSC target

**Minimum Number of rounds:** 6

**Ammunition type :** Buckshot

**Shotgun ready condition :** option 1 (loaded)

**Start position :** anywhere

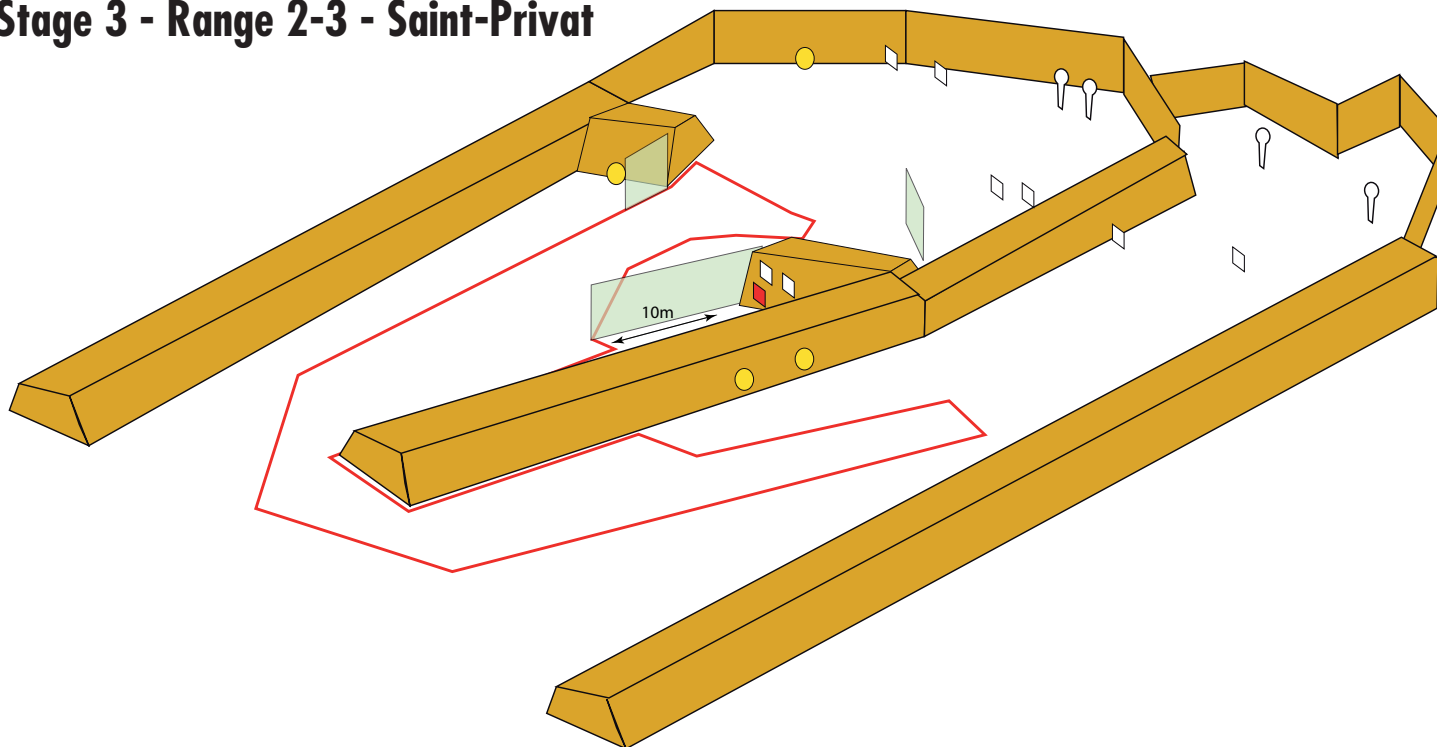
**Competitor ready condition :** Standing erect with the shotgun in the ready condition held in both hands, stock touching the competitor at hip level, trigger guard downwards, muzzle pointing downrange and with the fingers outside the trigger guard as demonstrated.

**Time starts :** audible

**Procedure :** upon signal engage targets. Stomp pad activates swinger which remains visible at rest.



## Stage 3 - Range 2-3 - Saint-Privat



### Medium course

**Targets :** 8 IPSC plates, 4 IPSC mini-poppers, 4 frangible targets, 1 IPSC plate no-shoot

**Minimum Number of rounds:** 16

**Ammunition type :** Birdshot

**Shotgun ready condition :** option 1 (loaded)

**Start position :** anywhere

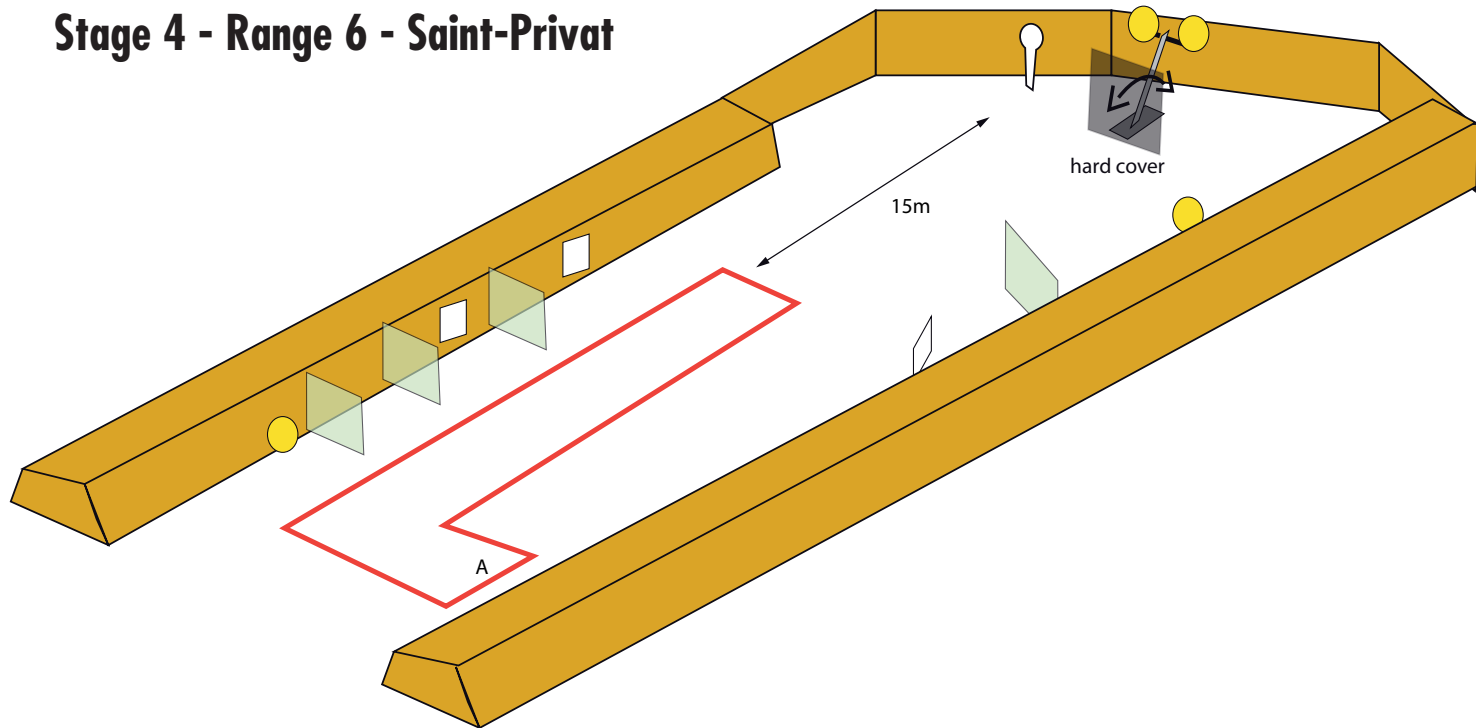
**Competitor ready condition :** Standing erect with the shotgun in the ready condition held in both hands, stock touching the competitor at hip level, trigger guard downwards, muzzle pointing downrange and with the fingers outside the trigger guard as demonstrated.

**Time starts :** audible

**Procedure :** upon signal engage targets.



## Stage 4 - Range 6 - Saint-Privat



### Short course

**Targets :** 3 IPSC plates, 1 IPSC mini-poppers, 4 frangible targets

**Minimum Number of rounds:** 8

**Ammunition type :** Birdshot

**Shotgun ready condition :** option 1 (loaded).

**Start position :** in A one heel touching the mark.

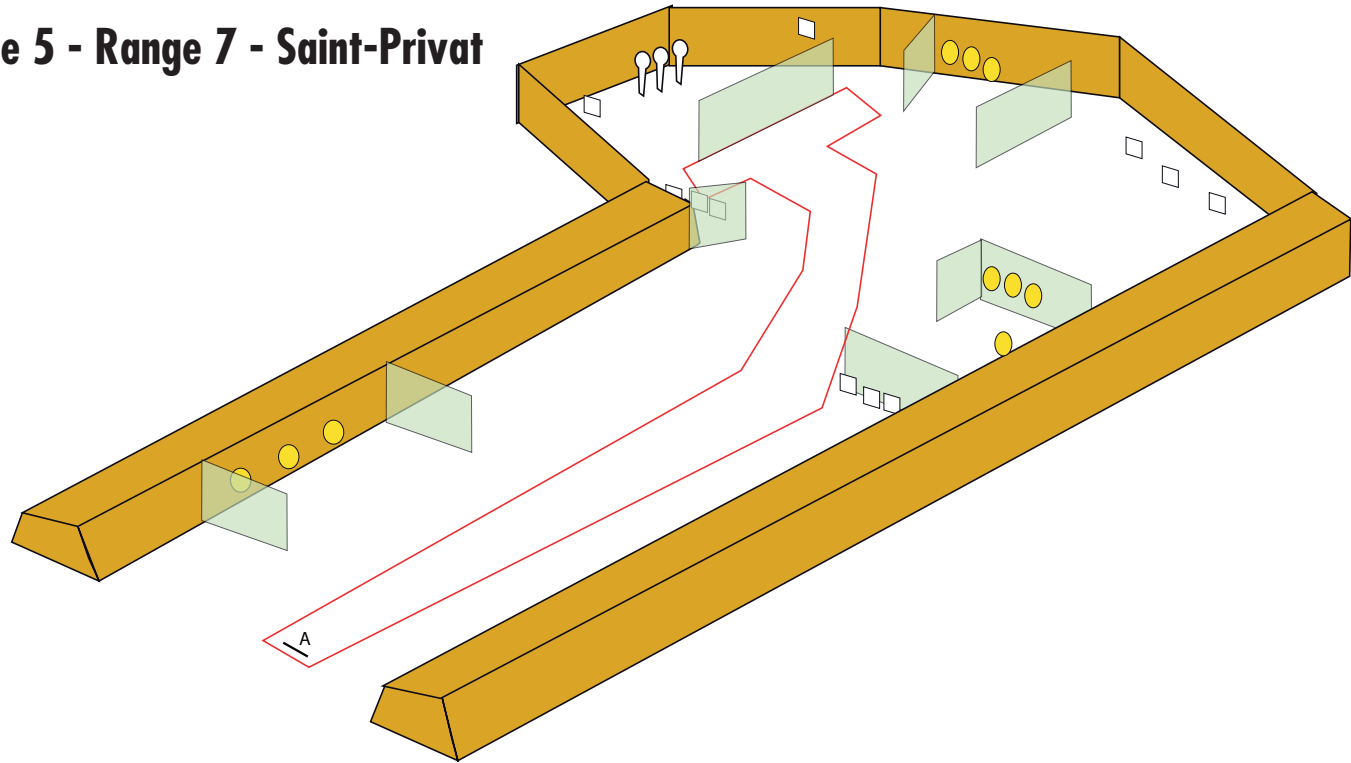
**Competitor ready condition :** Standing erect with the shotgun in the ready condition held in both hands, stock touching the competitor at hip level, trigger guard downwards, muzzle pointing downrange and with the fingers outside the trigger guard as demonstrated.

**Time starts :** audible

**Procedure :** upon signal engage targets. Popper activates clays swinger which remains visible at rest.



## Stage 5 - Range 7 - Saint-Privat



### Medium course

**Targets :** 3 IPSC mini poppers, 10 frangible targets, 11 IPSC plates.

**Minimum number of rounds :** 24

**Ammunition type :** Birdshot

**Shotgun ready condition :** option 1 (loaded).

**Start position :** one foot touching mark A .

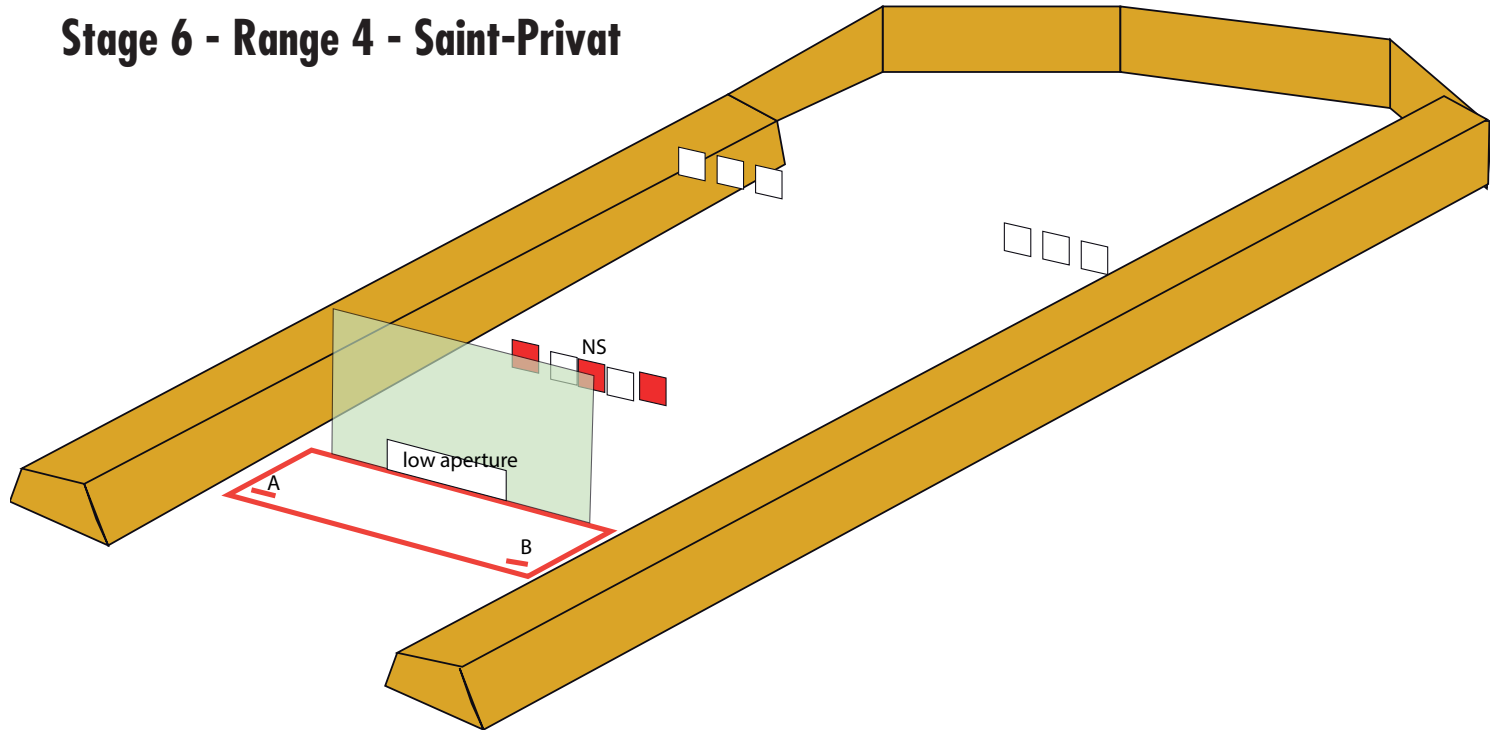
**Competitor ready condition :** Standing erect with the shotgun in the ready condition held in both hands, stock touching the competitor at hip level, trigger guard downwards, muzzle pointing downrange and with the fingers outside the trigger guard as demonstrated.

**Time starts :** audible

**Procedure :** upon signal engage targets.



## Stage 6 - Range 4 - Saint-Privat



### Short course

**Targets :** 8 IPSC plates, 3 no-shoot IPSC plates

**Minimum Number of rounds:** 8

**Ammunition type :** Birdshot

**Shotgun ready condition :** option 1, loaded.

**Start position :** in A or B, one foot touching the red mark.

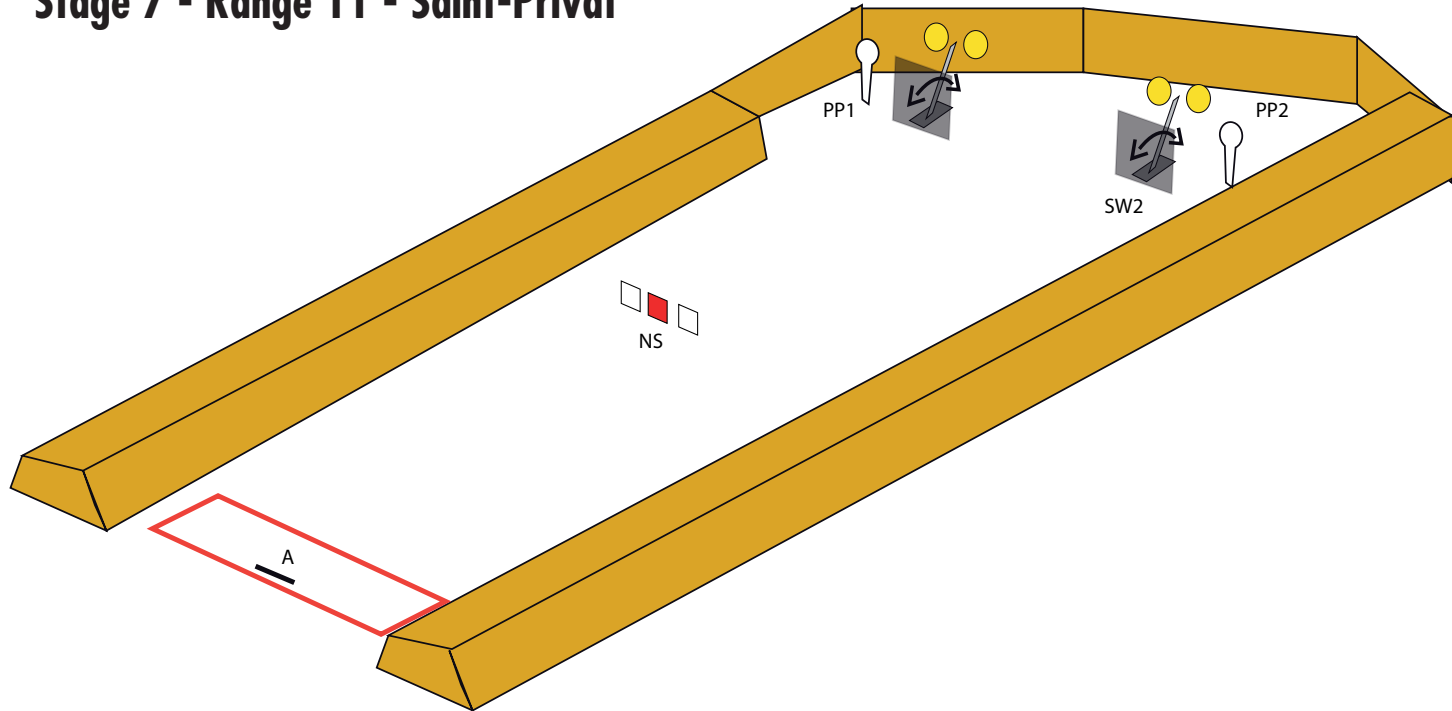
**Competitor ready condition :** Standing erect with the shotgun in the ready condition held in both hands, stock touching the competitor at hip level, trigger guard downwards, muzzle pointing downrange and with the fingers outside the trigger guard as demonstrated.

**Time starts :** audible

**Procedure :** upon signal engage targets.



## Stage 7 - Range 11 - Saint-Privat



### Short course

**Targets :** 4 frangible targets, 2 IPSC mini-popper, 2 IPSC plates, 1 no-shoot IPSC plate.

**Minimum Number of rounds:** 8

**Ammunition type :** Birdshot

**Shotgun ready condition :** option 1 (loaded).

**Start position :** one heel touching mark A.

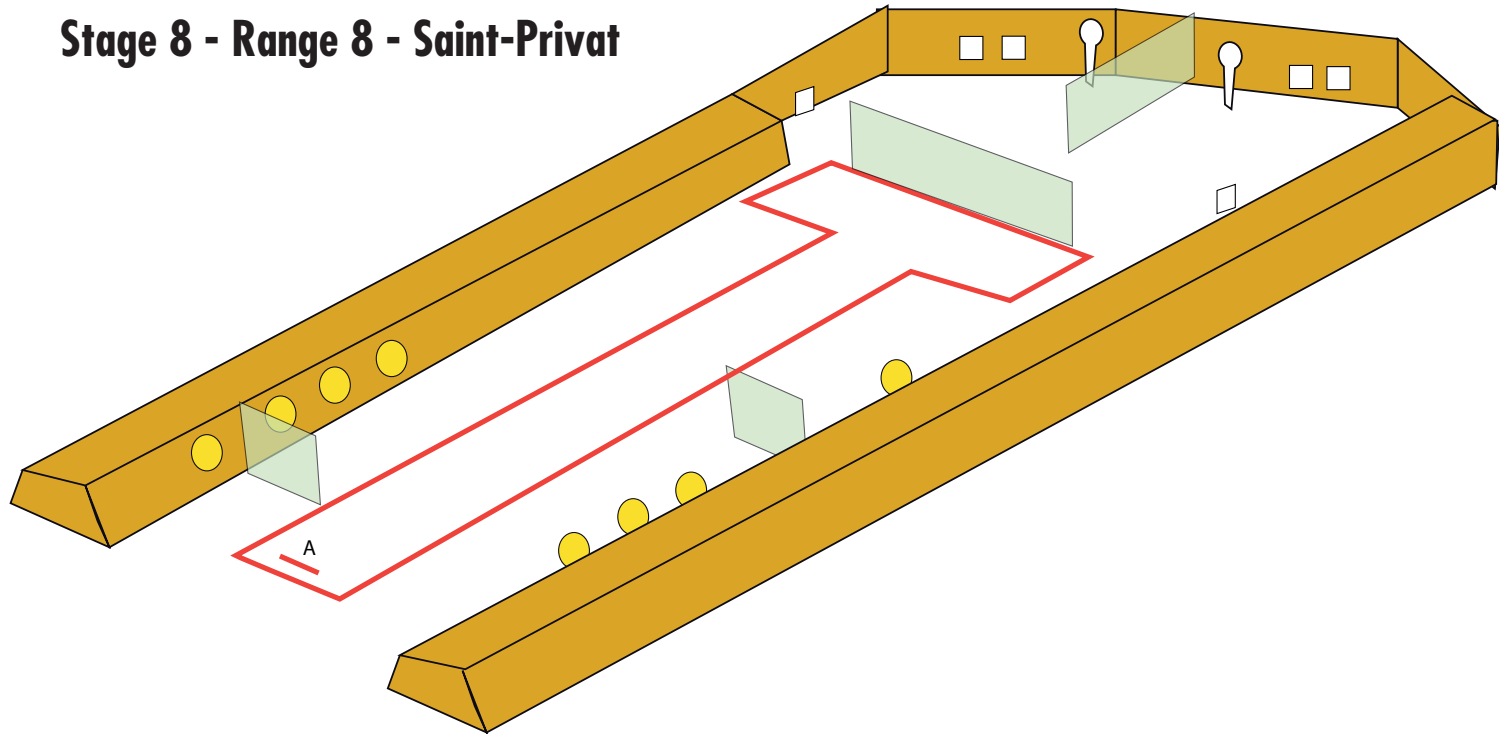
**Competitor ready condition :** Standing erect with the shotgun in the ready condition held in both hands, stock touching the competitor at hip level, trigger guard downwards, muzzle pointing downrange and with the fingers outside the trigger guard as demonstrated.

**Time starts :** audible

**Procedure :** upon signal engage targets. PP1 activates swinging SW1 and PP2 activates SW2. All swingers remain visible at rest.



## Stage 8 - Range 8 - Saint-Privat



### Medium course

**Targets :** 8 frangible targets, 2 IPSC mini-popper, 6 IPSC plates.

**Minimum Number of rounds:** 16

**Ammunition type :** Birdshot

**Shotgun ready condition :** option 1 (loaded).

**Start position :** one foot touching mark A.

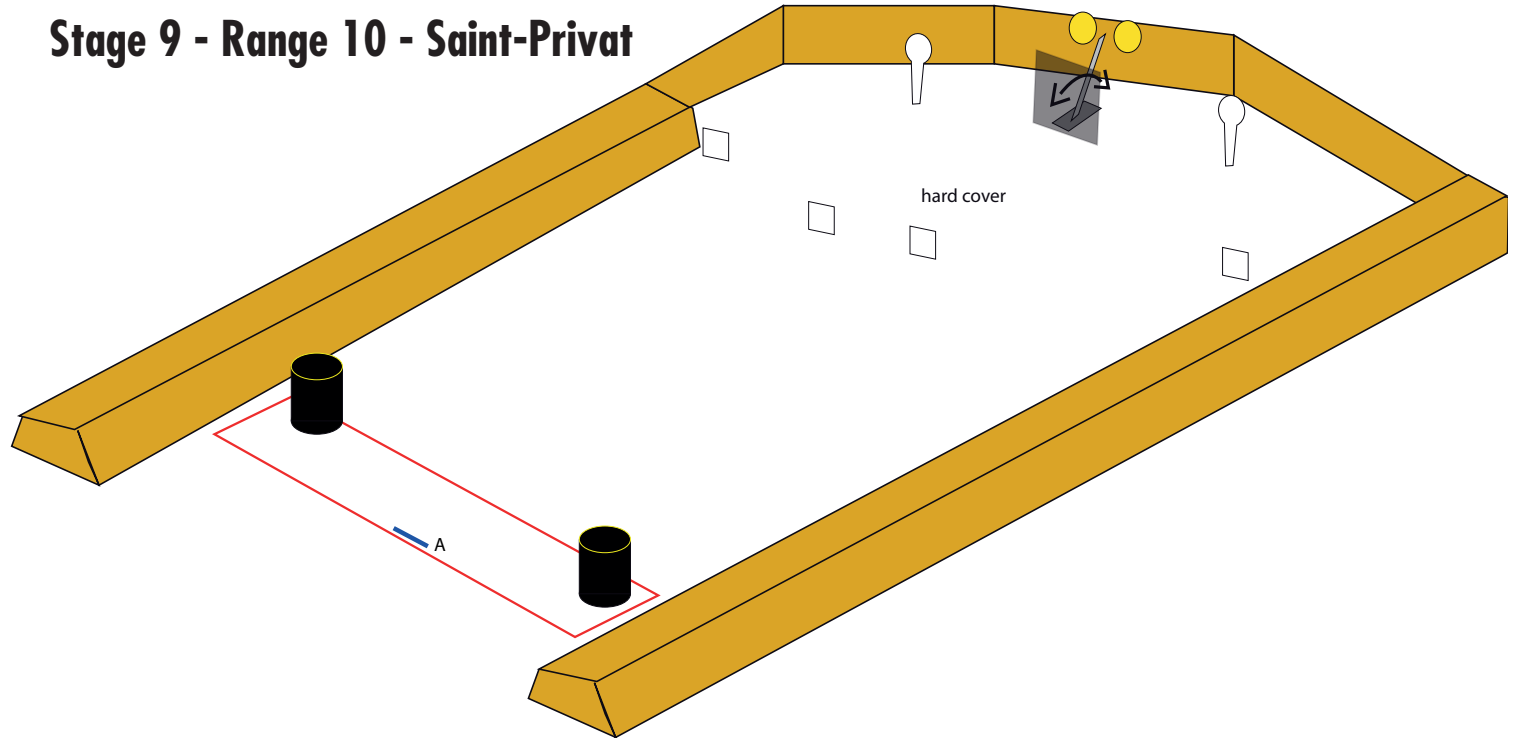
**Competitor ready condition :** Standing erect with the shotgun in the ready condition held in both hands, stock touching the competitor at hip level, trigger guard downwards, muzzle pointing downrange and with the fingers outside the trigger guard as demonstrated.

**Time starts :** audible

**Procedure :** upon signal engage targets.



## Stage 9 - Range 10 - Saint-Privat



### Short course

**Targets :** 2 frangible targets, 4 IPSC Plates, 2 IPSC mini poppers

**Minimum Number of rounds:** 8

**Ammunition type :** Birdshot

**Shotgun ready condition :** unloaded (option 3). All ammunitions on one barrel

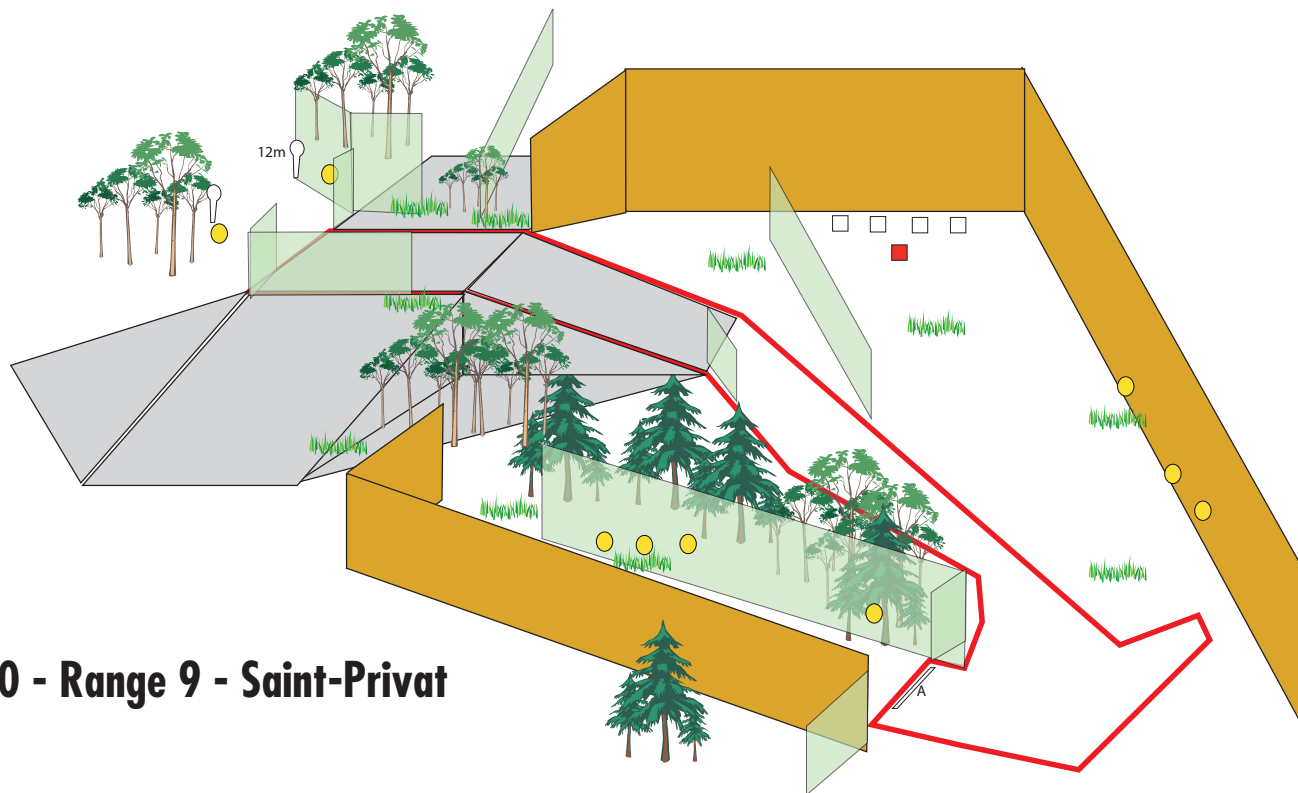
**Start position :** one heel touching the mark A.

**Competitor ready condition :** Standing erect with the shotgun in the ready condition held in both hands, stock touching the competitor at hip level, trigger guard downwards, muzzle pointing downrange and with the fingers outside the trigger guard as demonstrated.

**Time starts :** audible

**Procedure :** upon signal engage targets. P1 activates swinger with CL1-CL2 which remains visible at rest.





## Stage 10 - Range 9 - Saint-Privat

### Medium course

**Targets :** 4 IPSC plates, 2 IPSC mini-popper, 9 frangible targets, 1 no-shoot IPSC plate.

**Minimum Number of rounds:** 15

**Ammunition type :** Birdshot

**Shotgun ready condition :** option 1, loaded.

**Start position :** one toe touching the mark A.

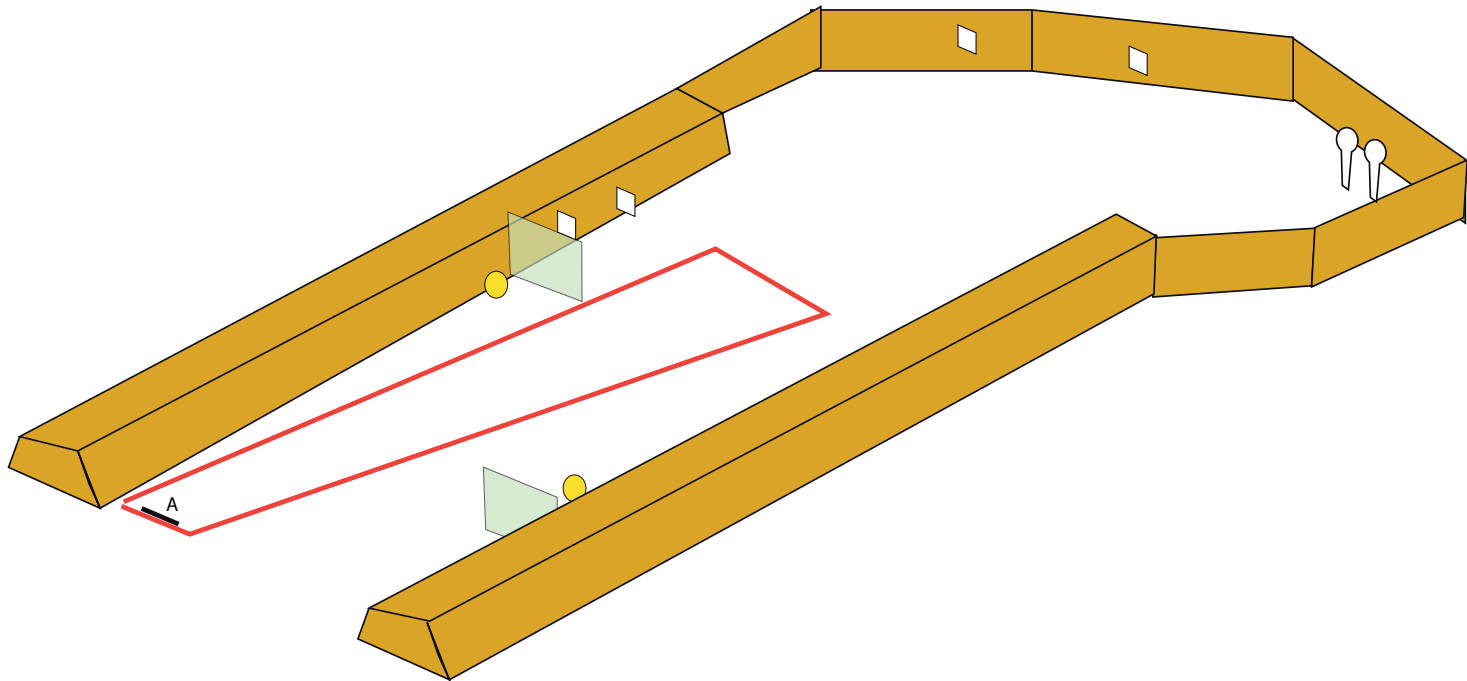
**Competitor ready condition :** Standing erect with the shotgun in the ready condition held in both hands, stock touching the competitor at hip level, trigger guard downwards, muzzle pointing downrange and with the fingers outside the trigger guard as demonstrated.

**Time starts :** audible

**Procedure :** upon signal engage targets.



## Stage 11 - Range 11 - Saint-Privat



### Short course

**Targets :** 2 frangible targets, 2 IPSC mini-popper, 4 IPSC plates.

**Minimum Number of rounds:** 8

**Ammunition type :** Birdshot

**Shotgun ready condition :** option 1 (loaded).

**Start position :** one heel touching mark A.

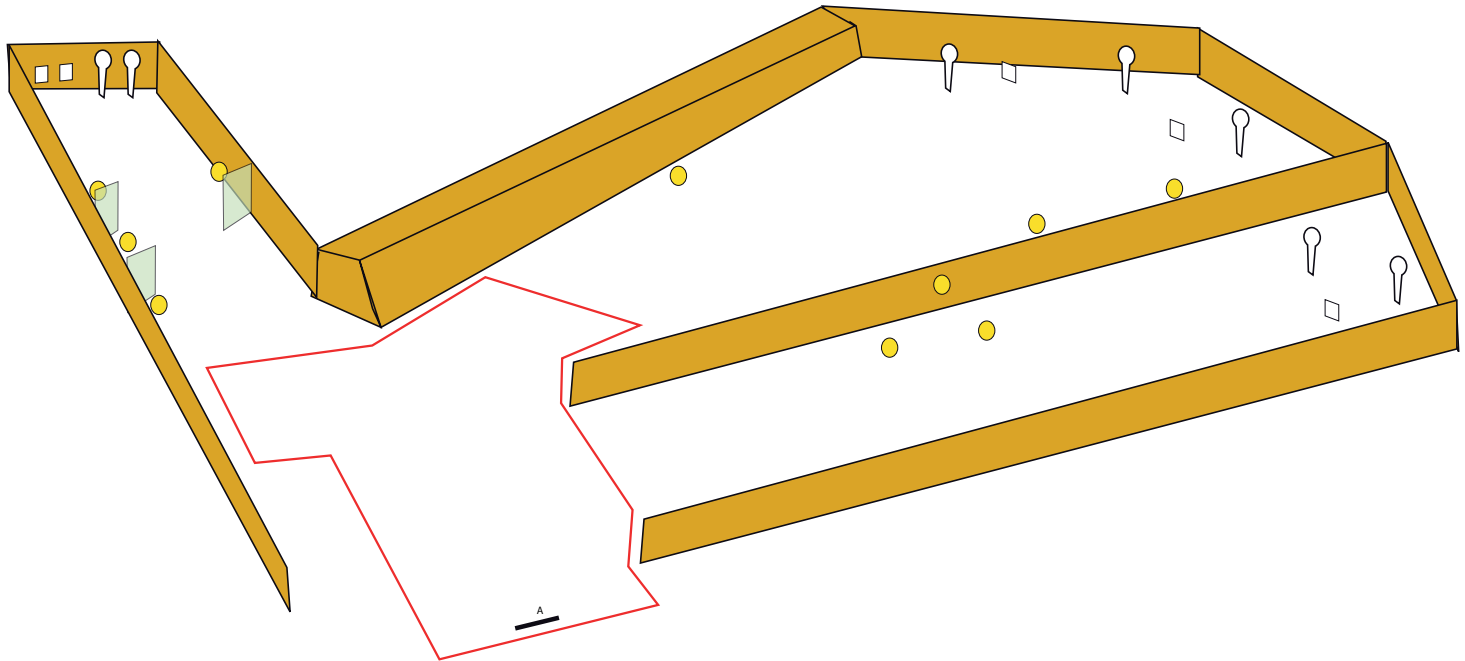
**Competitor ready condition :** Standing erect with the shotgun in the ready condition held in both hands, stock touching the competitor at hip level, trigger guard downwards, muzzle pointing downrange and with the fingers outside the trigger guard as demonstrated.

**Time starts :** audible

**Procedure :** upon signal engage targets.



## Stage 12 - Range 13-14-15 - Saint-Privat



### Long course

**Targets :** 10 frangible targets, 7 IPSC mini-poppers, 5 IPSC plates.

**Minimum Number of rounds:** 22

**Ammunition type :** Birdshot

**Shotgun ready condition :** option 1 (loaded).

**Start position :** one heel touching the mark.

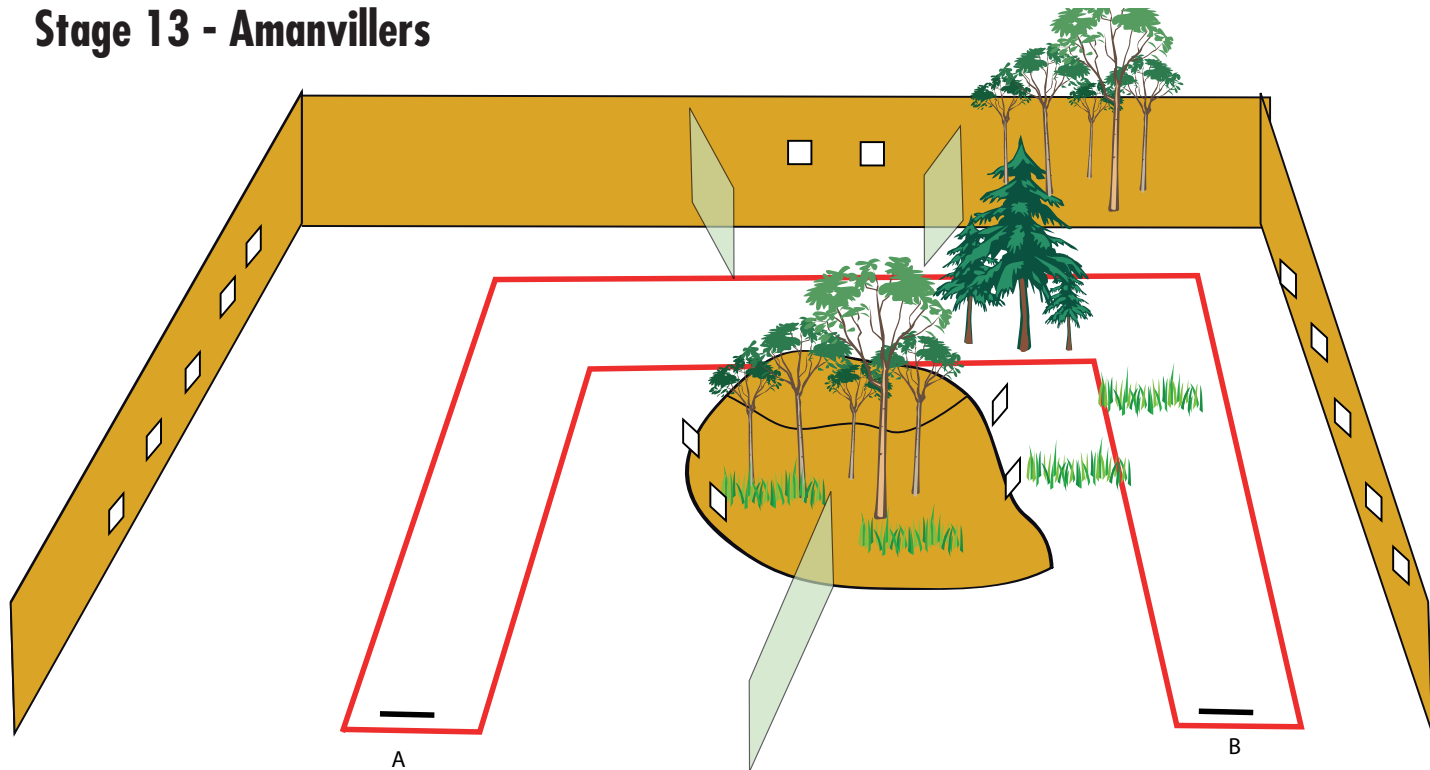
**Competitor ready condition :** Standing erect with the shotgun in the ready condition held in both hands, stock touching the competitor at hip level, trigger guard downwards, muzzle pointing downrange and with the fingers outside the trigger guard as demonstrated.

**Time starts :** audible

**Procedure :** upon signal engage targets.



## Stage 13 - Amanvillers



### Medium course

**Targets :** 16 IPSC plates

**Minimum Number of rounds:** 16

**Ammunition type :** Birdshot

**Shotgun ready condition :** Option 1( Loaded).

**Start position :** a foot touching the mark in A or B.

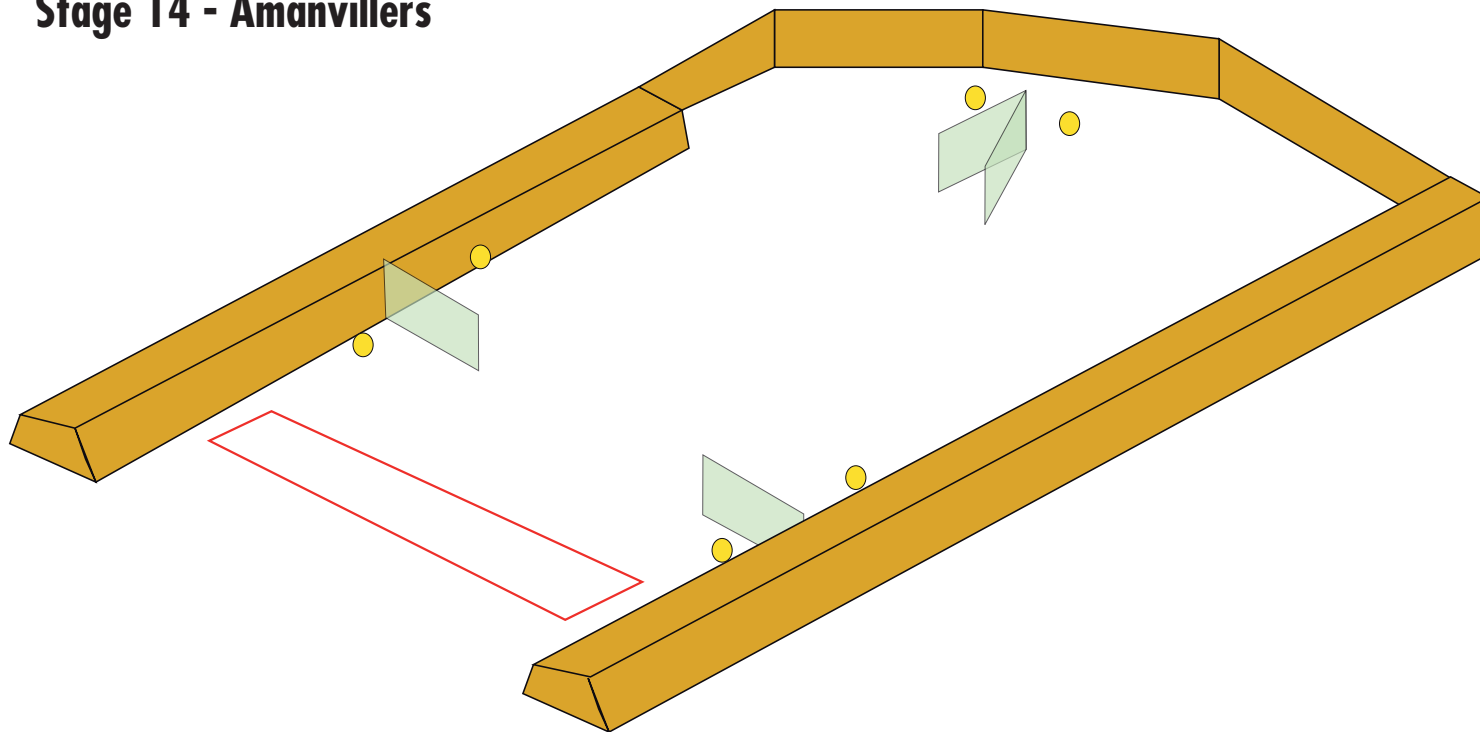
**Competitor ready condition :** Standing erect with the shotgun in the ready condition held in both hands, stock touching the competitor at hip level, trigger guard downwards, muzzle pointing downrange and with the fingers outside the trigger guard as demonstrated.

**Time starts :** audible

**Procedure :** upon signal engage targets.



## Stage 14 - Amanvillers



### Short course

**Targets :** 6 frangible targets.

**Minimum Number of rounds:** 6.

**Ammunition type :** Birdshot

**Shotgun ready condition :** option 1, loaded.

**Start position :** anywhere

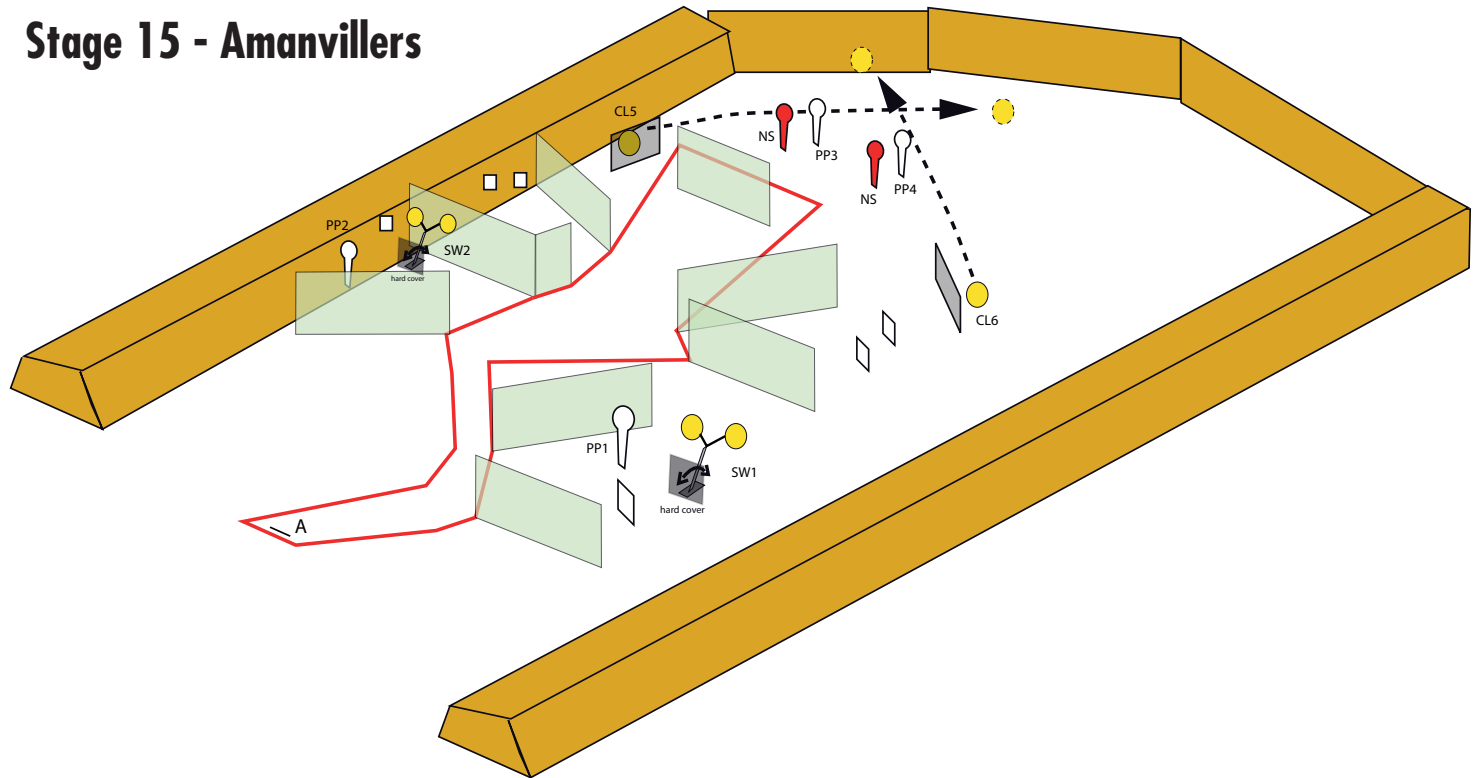
**Competitor ready condition :** Standing erect with the shotgun in the ready condition held in both hands, stock touching the competitor at hip level, trigger guard downwards, muzzle pointing downrange and with the fingers outside the trigger guard as demonstrated.

**Time starts :** audible

**Procedure :** This is a weak shoulder only COF. Upon signal engage targets.



## Stage 15 - Amanvillers



### Medium course

**Targets :** 6 frangible targets, 4 IPSC mini-poppers, 6 IPSC plates,  
2 no-shoot IPSC mini-popper

**Minimum Number of rounds :** 14+2 disappearing targets.

**Ammunition type :** Birdshot

**Shotgun ready condition :** option 1(loaded).

**Start position :** one heel touching the mark A.

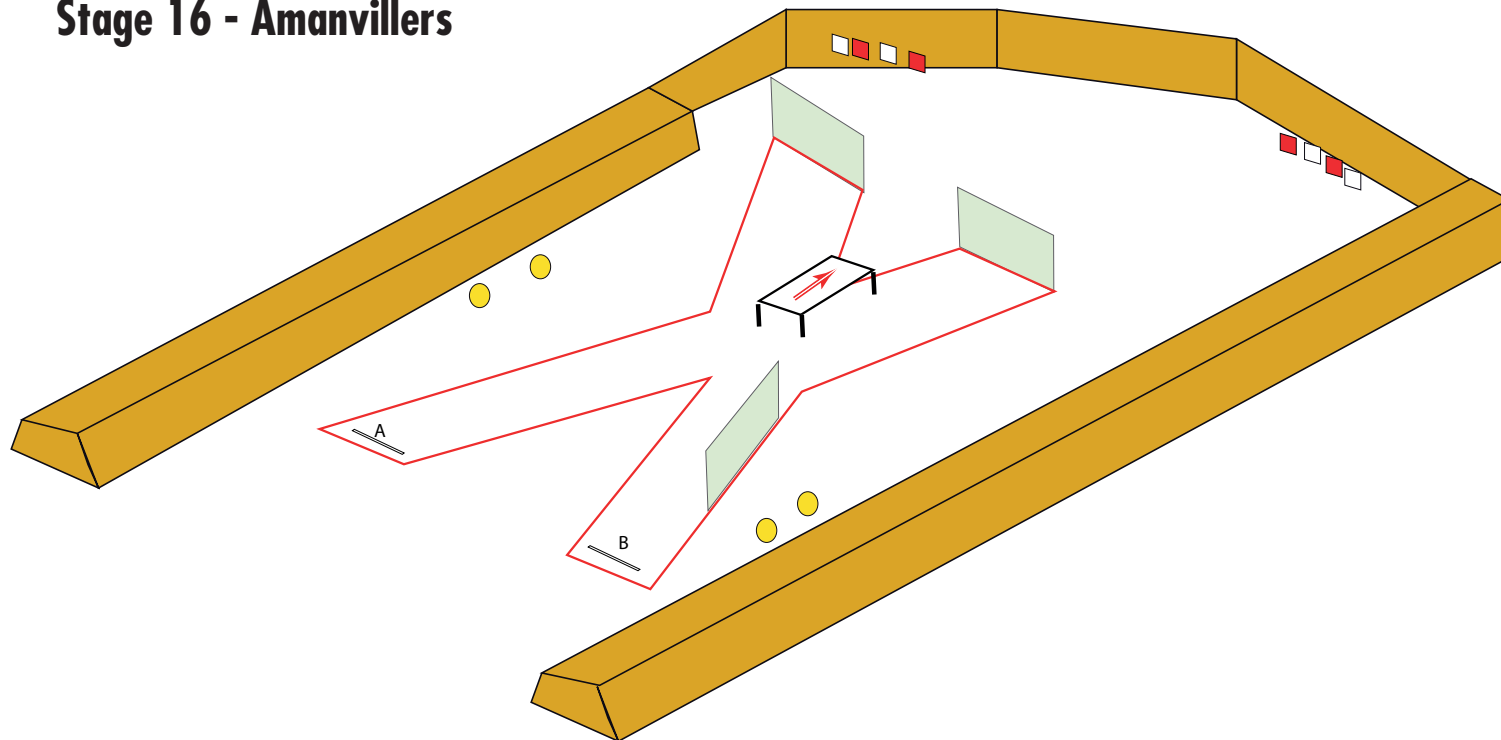
**Competitor ready condition :** Standing erect with the shotgun in the ready condition held in both hands, stock touching the competitor at hip level, trigger guard downwards, muzzle pointing downrange and with the fingers outside the trigger guard as demonstrated.

**Time starts :** audible

**Procedure :** upon signal engage targets. PP1 activates swinger 1, PP2 activates swinger 2, the swingers remain visible at rest. PP3 activates flying clay CL5 and PP4 activates CL6 which are disappearing. CL5 and CL6 will be scored 10 points each if hit.



## Stage 16 - Amanvillers



### Short course

**Targets :** 4 frangible targets, 4 IPSC plates, 4 no shoot IPSC plates .

**Minimum Number of rounds :** 8

**Ammunition type :** Birdshot

**Shotgun ready condition :** option 3. Gun on the table, muzzle on the mark. No rounds on the gun.

**Start position :** in A or B , one heel touching the mark.

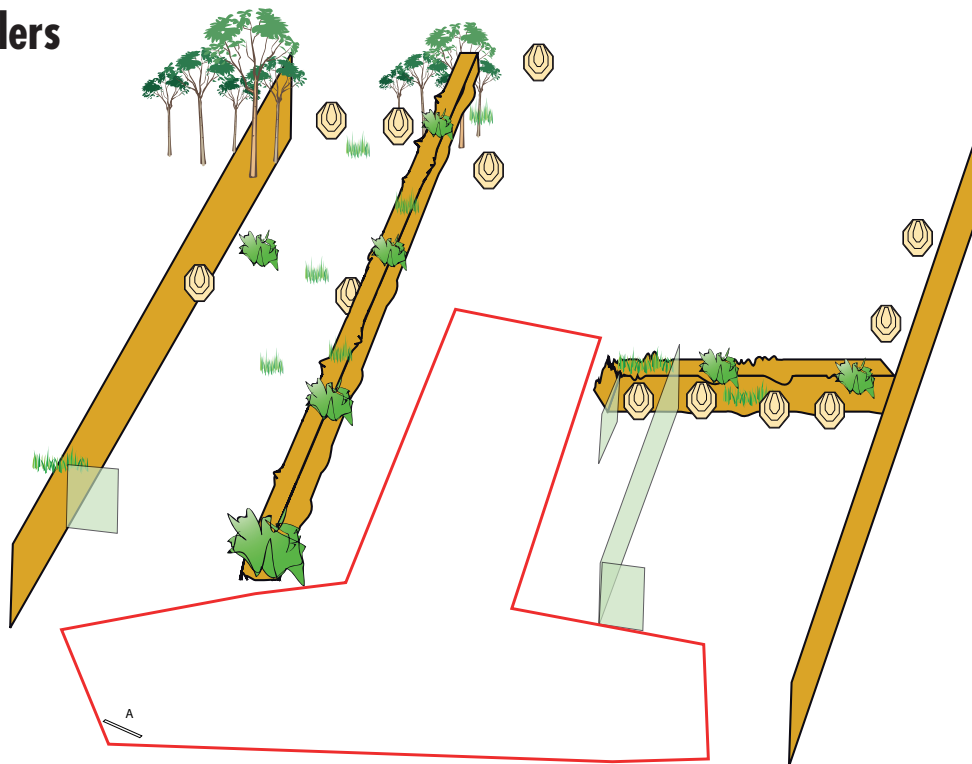
**Competitor ready condition** standing upright with hands by side of body as demonstrated

**Time starts :** audible

**Procedure :** upon signal engage targets.



## Stage 17 - Amanvillers



### Long course

**Targets :** 12 IPSC targets

**Minimum Number of rounds :** 24

**Ammunition type :** Slug

**Shotgun ready condition :** option 1 (loaded).

**Start position :** in A one heel touching the mark as demonstrated.

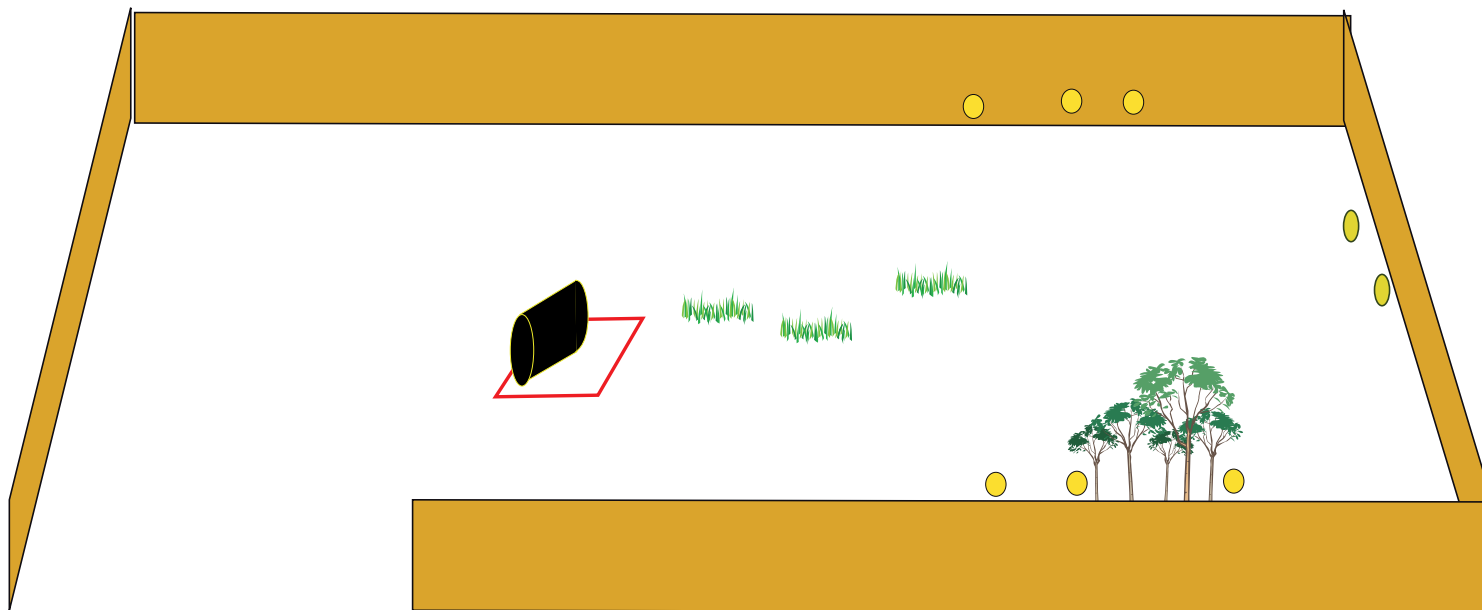
**Competitor ready condition :** Standing erect with the shotgun in the ready condition held in both hands, stock touching the competitor at hip level, trigger guard downwards, muzzle pointing downrange and with the fingers outside the trigger guard as demonstrated.

**Time starts :** audible

**Procedure :** upon signal engage targets. Number of scoring hit by paper target : 2



## Stage 18 - Amanvillers



### Short course

**Targets :** 8 frangibles targets

**Minimum Number of rounds :** 8

**Ammunition type :** Birdshot

**Shotgun ready condition :** option 2 (loaded, chamber empty)

**Start position :** seated on the barrel.

**Competitor ready condition :** Standing erect with the shotgun in the ready condition held in both hands, stock touching the competitor at hip level, trigger guard downwards, muzzle pointing downrange and with the fingers outside the trigger guard as demonstrated.

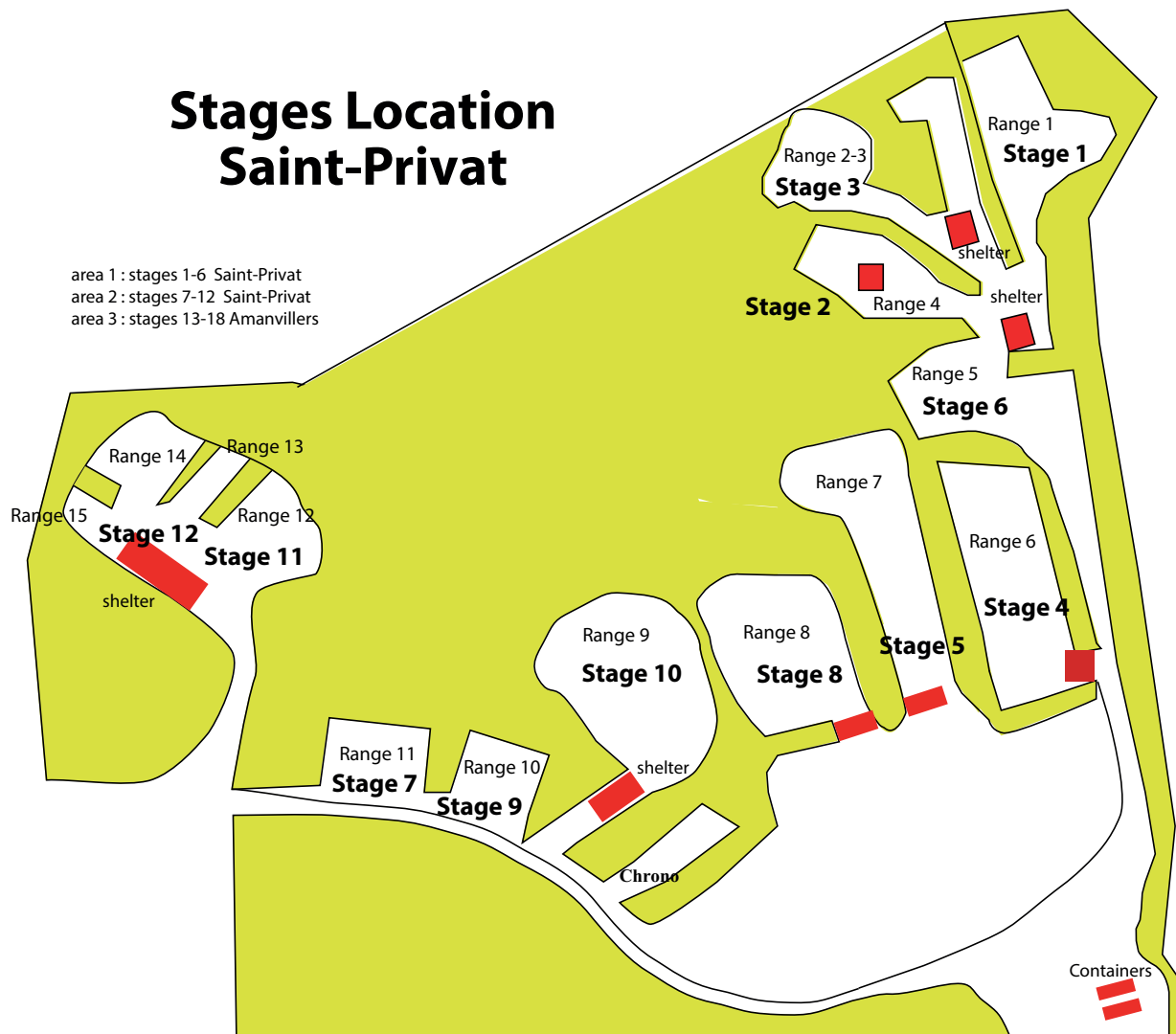
**Time starts :** audible

**Procedure :** upon signal engage targets.



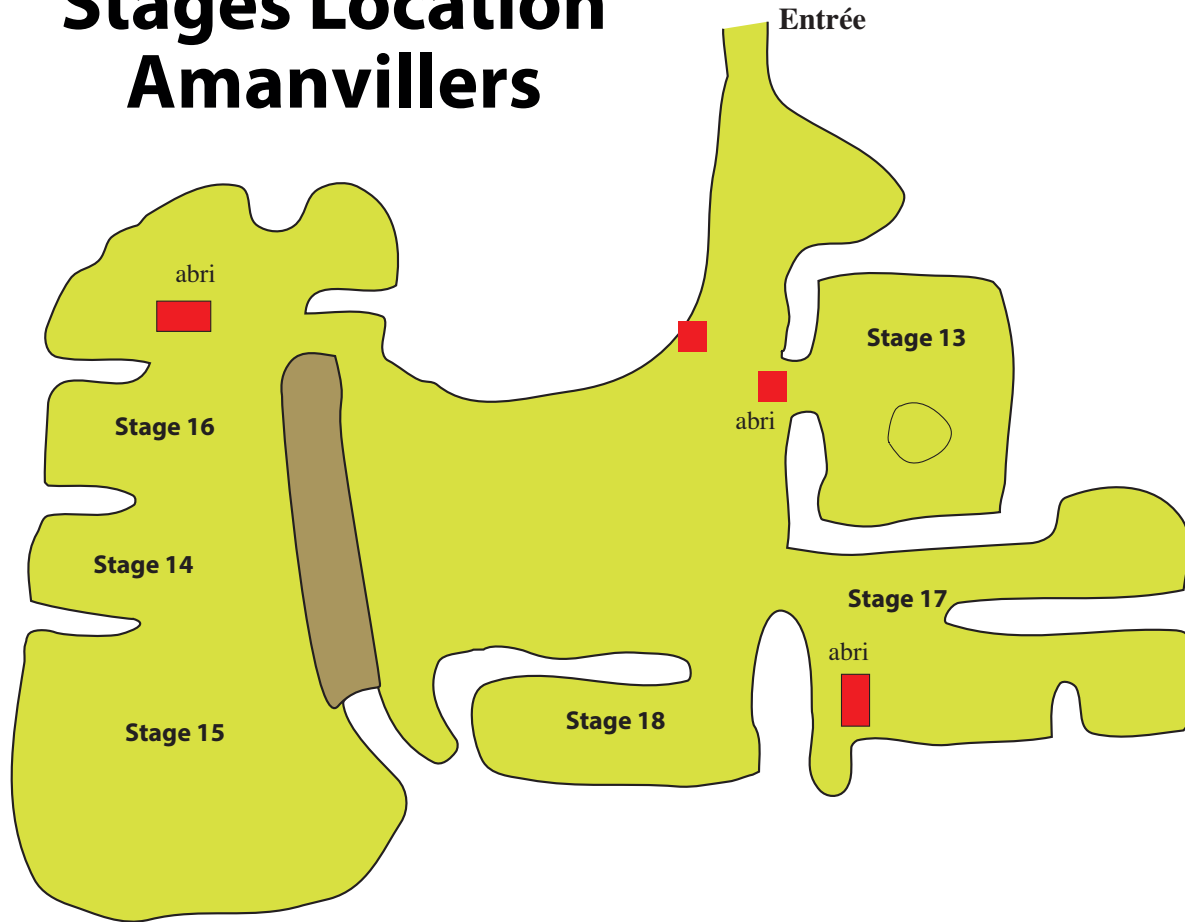
# Stages Location Saint-Privat

area 1 : stages 1-6 Saint-Privat  
area 2 : stages 7-12 Saint-Privat  
area 3 : stages 13-18 Amanvillers





# Stages Location Amanvillers









## LE TIR SPORTIF EN CHIFFRES

EN FRANCE : 270.000 LICENCIÉS

EN LORRAINE : 14.083 LICENCIÉS

EN MOSELLE : 6.595 LICENCIÉS

## AUX JEUX OLYMPIQUES

LE TIR SPORTIF SE CLASSE

7<sup>ÈME</sup> EN MÉDAILLES D'OR (8)

ET 8<sup>ÈME</sup> EN MÉDAILLES (29)

*Revolver Club Woippy*

